

ENGINE HEATER MANUAL

manual for users

Version 6.5



USER MANUAL



Telephone service

Tel. **075 - 44 88 000**

The cost of the call depends on your telephone service provider. The call is usually classed as a call to a regular Swedish landline.

Login details to WEB-EL web portal

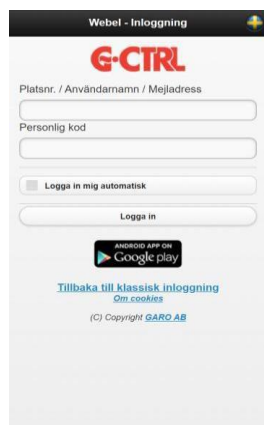
Web address: www.webel-online.se

Engine heater control

User name: xxxxy (x=Area no. 4 digits, y=space number)

Personal code: 1234 (select new code at first login)

Control via website (mobile/app)



Free download of our **G-CTRL** app for Android devices

Start **Google Play**

Search **G-CTRL** to find our app.



For **Apple iOS devices** – go to www.webel-online.se

Answer “OK” to the question about using the mobile-friendly page

Then follow the instructions on the page to add the G-CTRL web app to the home screen

-
- Alternatively, you can use our mobile-friendly web pages with your mobile browser. Go to <https://www.webel-online.se/mobile>
-

Login

- Enter your space number, user name or email address according to the information provided by your property owner
- Enter your personal code
- To avoid having to enter your login details the next time, check this option
- Click here to log in



Home page

After login, the home page is displayed with your space information.

• From the home page, you can:

- Select running time and Direct start power socket
- Book a temporary departure time for the current weekday
- See booked time(s) for the current weekday
- Check circuit breaker/connection
- Log out – see top right

Navigation via the buttons at the bottom

- Start – This page
- Weekly schedule – View/Book/Cancel departure times
- Energy – View consumed energy
- Settings – Constant switch-on/lock keypad, etc.



Weekly schedule

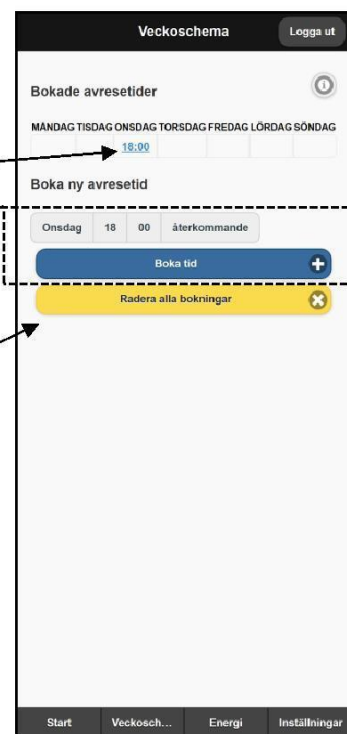
Here you can view/book/cancel departure

times *) Delete individual time – click on booked time

Book new departure time:

1. Select day
2. Select hour and minute
3. Select recurring or temporary time
4. Click Book time

Delete all booked times in the weekly schedule



*)

Recurring time (Blue text in schedule) – a repeating time that remains in the schedule, week after week

Temporary time (Green text in schedule) – a “one-off time” that is automatically deleted when the time has passed

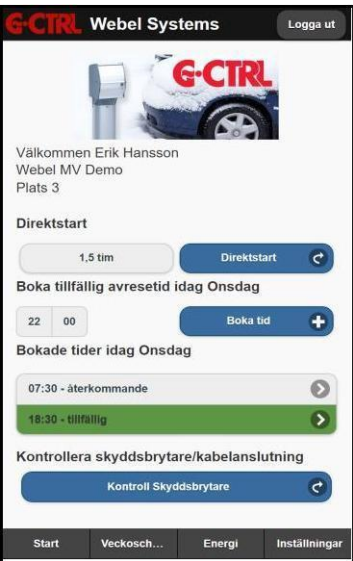
Example booking schedule

Departure times are booked in the example below

- Recurring time: 07:30 Monday to Friday
- A temporary time: 18:30 on Wednesday

Home page

Displays the booked times for the current weekday



Temporary times
are shown in green.

Weekly schedule

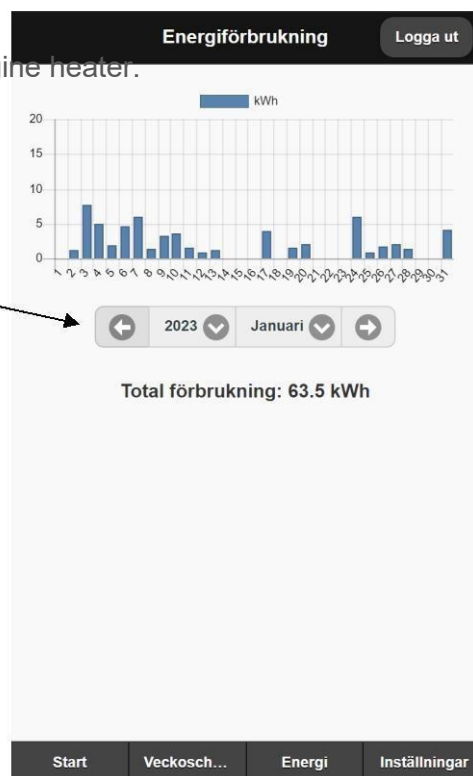
Displays all your bookings



Energy

On the Energy page, you can monitor your consumption of the engine heater.

Select the year/month to view the desired period or use the arrow keys to scroll forward or backward.



Settings

- On the Settings page, you can activate the power socket continuously, lock the keypad in the post for your power socket, and enter a phone number to log in automatically when you call the system voice service.

- Switch continuous power on or off
- Lock or unlock the keypad
- Enter any phone number to log in automatically to the voice service

